

**MEMORANDUM**

**TO: HONORABLE MAYOR FRANK SCOTT, JR. AND BOARD OF DIRECTORS**

**CC: DELPHONE HUBBARD, CITY MANAGER**

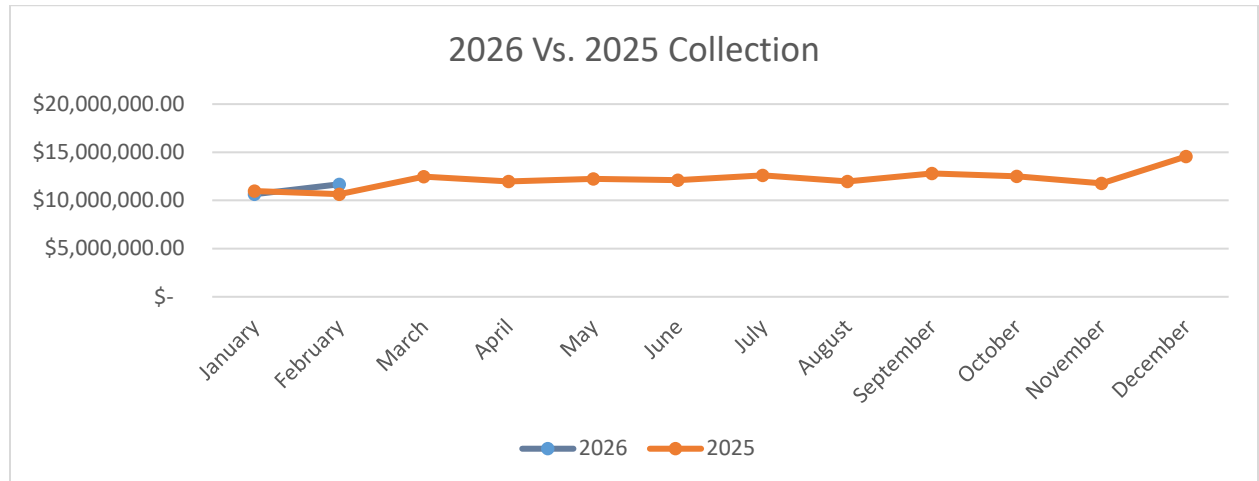
**FROM: NICHOLAS SARPY, CHIEF FINANCIAL OFFICER *NBS***

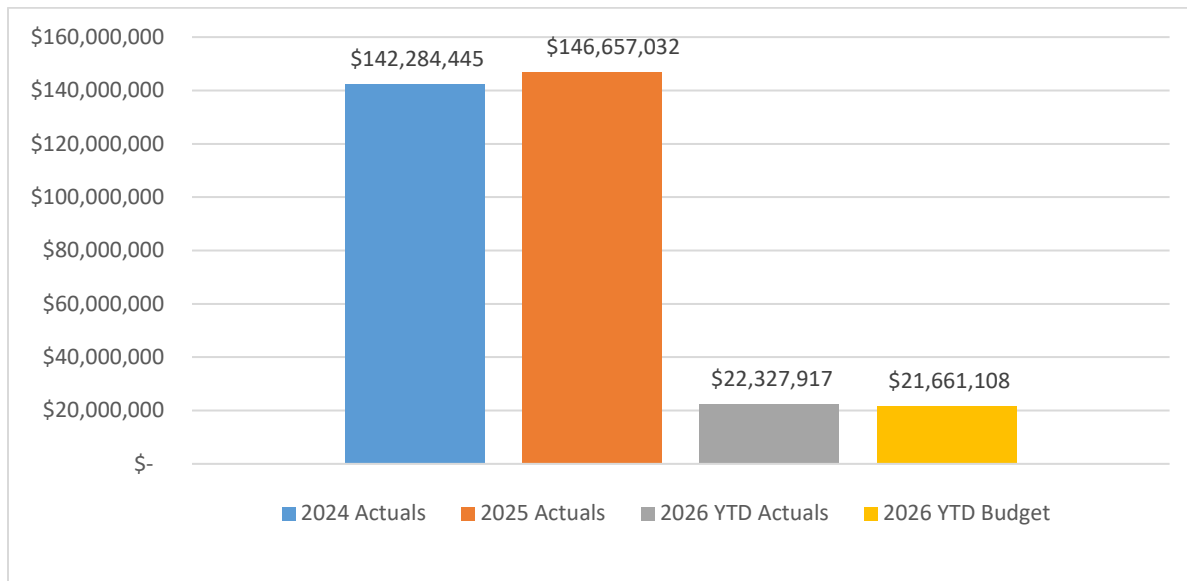
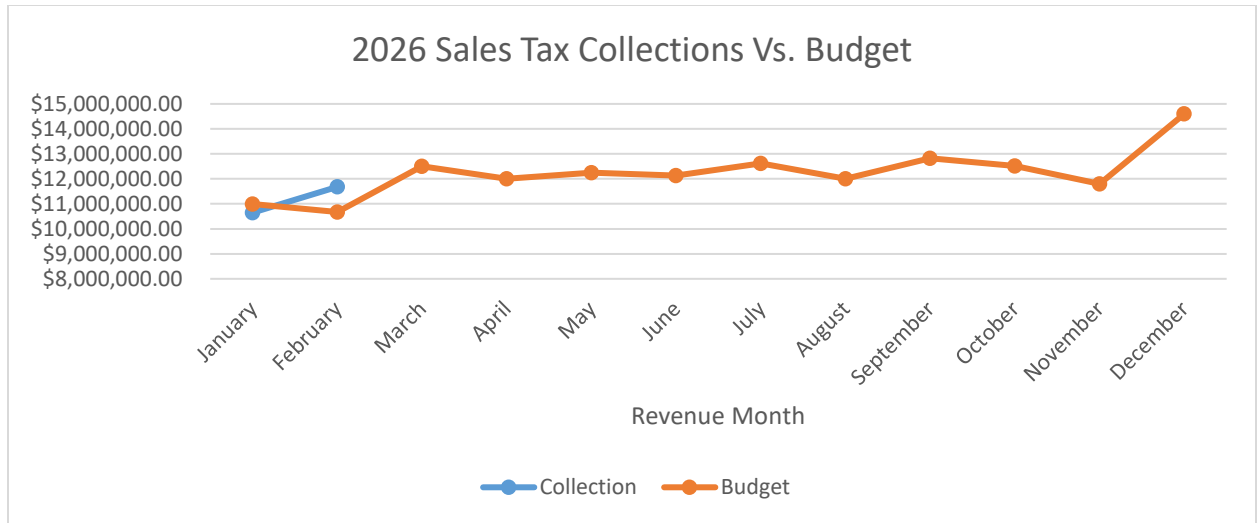
**DATE: APRIL 23, 2026**

**SUBJECT: SALES AND USE TAX COLLECTIONS UPDATE**

Sales and use tax collections for April 2026 have been tabulated. The April 2026 collections are for sales that occurred in the month of February 2026. The chart below compares the current tax totals to the 2026 budget and to collections made in the same periods one year ago. Collections for 2025 are compared to the adopted budget.

<u>Receipt (Revenue) Month</u>	<u>Sales &amp; Use Tax Current Collections</u>	<u>Adopted Budget</u>	<u>Variance from Budget</u>	<u>Sales &amp; Use Tax Same Month One Year Ago</u>	<u>Variance from Prior Year</u>
March (Jan) 2026	\$10,649,178	\$10,987,173	(\$337,995)	\$10,966,703	(\$317,525)
April (Feb) 2026	11,678,739	10,673,935	1,004,804	10,653,619	1,025,120
<b>YTD 2026</b>	<b><u>\$22,327,917</u></b>	<b><u>\$21,661,108</u></b>	<b><u>\$666,809</u></b>	<b><u>\$21,620,322</u></b>	<b><u>\$707,595</u></b>
March (Jan) 2025	\$10,966,703	\$10,803,413	\$163,290	\$10,754,282	\$212,421
April (Feb) 2025	10,653,619	11,050,974	(397,355)	10,978,786	(325,167)
May (Mar) 2025	12,482,475	12,141,645	340,830	12,060,337	422,138
June (Apr) 2025	11,986,881	11,836,708	150,173	11,759,621	227,260
July (May) 2025	12,230,553	12,203,150	27,403	12,157,424	73,129
Aug (Jun) 2025	12,109,216	11,773,986	335,230	11,693,544	415,672
Sept (Jul) 2025	12,594,610	11,672,800	921,810	11,597,042	997,568
Oct (Aug) 2025	11,984,214	12,027,865	(43,651)	11,949,204	35,010
Nov (Sept) 2025	12,803,635	11,503,477	1,300,158	11,429,144	1,374,491
Dec (Oct) 2025	12,492,718	12,168,000	324,718	12,088,158	404,560
Jan (Nov) 2026	11,781,143	12,041,699	(260,556)	11,962,909	(181,766)
Feb (Dec) 2026	<u>14,571,265</u>	<u>13,948,683</u>	<u>622,582</u>	<u>13,853,994</u>	<u>717,271</u>
<b>2025</b>	<b><u>\$146,657,032</u></b>	<b><u>\$143,172,400</u></b>	<b><u>\$3,484,632</u></b>	<b><u>\$142,284,445</u></b>	<b><u>\$4,372,587</u></b>





April 2026 sales and use tax collections of February 2026 revenues are 9.62% or \$1,025,120 higher than the same month one year ago, and 9.41% or \$1,004,804 higher than the budget. The components of the net favorable budget variance for the month were attributed to the City’s share of the County 1% tax which had a favorable variance of 10.53%; the City’s 1 1/8-cent operating tax which had a favorable variance of 8.90%, and the State Turnback allocation which had an unfavorable variance of 0.08%. The results were a nice bounce back from the decline in sales tax receipts for the prior period. Year-to-date sales tax revenues are 3.27% higher than the same period a year ago and 3.08% above budget.

Sales and use tax collections for the twelve (12) months ended April 2026 and April 2025 were \$147,364,626 compared to \$142,171,699, respectively. The FY26 Budget estimated total sales and use collections at \$146,935,516 or \$429,111 less than the amount collected in the most recent twelve (12) months.

In January 2026, the City received \$201,762 in State Turnback funds from the surplus of the Property Tax Relief Fund.

If additional information is needed, please advise.