

PART I OFFENSES BY MONTH

Jan 2014 – July 2024

Little Rock Police Department



CLR

#FORWARDTOGETHER

2024

OFFENSE	Jan	Feb	Mar	Apr	May	Jun	Jul	Aug	Sep	Oct	Nov	Dec	TOTAL
All Homicide Offenses	3	4	3	2	5	3	5						25
Forcible Rape	17	11	11	16	16	15	21						107
Robbery	28	24	24	28	46	46	45						241
Aggravated Assault	230	167	229	235	270	216	248						1595
Violent Crime	278	206	267	281	337	280	319	0	0	0	0	0	1968
Burglary/B & E	182	133	99	134	172	177	174						1071
Larceny	583	585	610	589	785	658	728						4538
Stolen Vehicle	89	73	77	71	73	61	88						532
Property Crime	854	791	786	794	1030	896	990						6141
TOTAL	1132	997	1053	1075	1367	1176	1309	0	0	0	0	0	8109

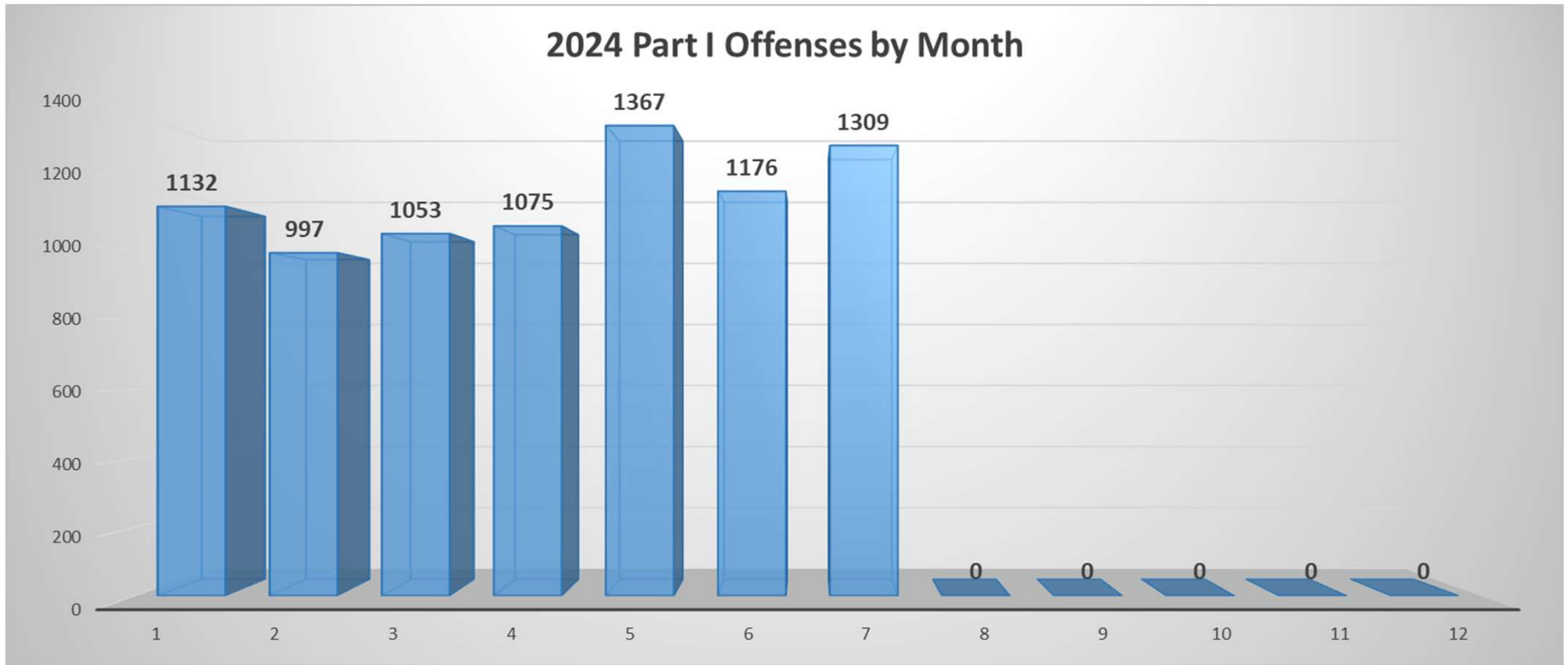
These figures represent the data extracted from the LRPD's Records Management System and can fluctuate from month-to-month as incidents are investigated further and possibly reclassified.

CLR

#FORWARDTOGETHER

2024

2024 Part I Offenses by Month



CLR

#FORWARDTOGETHER

2023

OFFENSE	Jan	Feb	Mar	Apr	May	Jun	Jul	Aug	Sep	Oct	Nov	Dec	TOTAL
All Homicide Offenses	5	1	8	2	4	6	7	7	2	8	6	8	64
Forcible Rape	10	15	11	18	16	20	15	14	30	22	22	14	207
Robbery	25	39	38	41	28	36	47	39	42	40	34	39	448
Aggravated Assault	236	217	256	176	275	258	296	235	222	256	239	261	2927
Violent Crime	276	272	313	237	323	320	365	295	296	326	301	322	3646
Burglary/B & E	133	110	136	144	180	131	176	167	152	168	161	172	1830
Larceny	678	565	613	563	682	739	785	765	803	788	656	630	8267
Stolen Vehicle	90	88	66	68	97	70	86	85	83	82	81	100	996
Property Crime	901	763	815	775	959	940	1047	1017	1038	1038	898	902	11093
TOTAL	1177	1035	1128	1012	1282	1260	1412	1312	1334	1364	1199	1224	14739

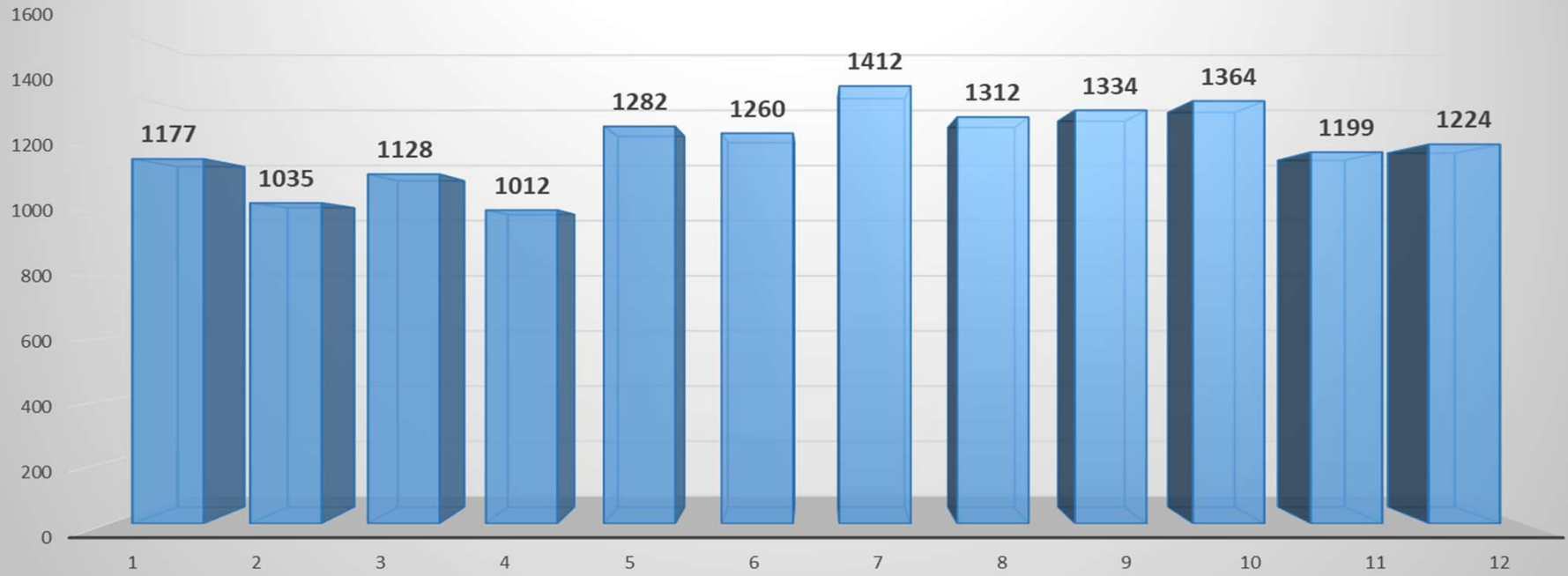
These figures represent the data extracted from the LRPD's Records Management System and can fluctuate from month-to-month as incidents are investigated further and possibly reclassified.

CLR

#FORWARDTOGETHER

2023

2023 Part I Offenses by Month



CLR

#FORWARDTOGETHER

2022

OFFENSE	Jan	Feb	Mar	Apr	May	Jun	Jul	Aug	Sep	Oct	Nov	Dec	TOTAL
All Homicide Offenses	6	6	4	13	7	6	6	4	9	9	5	6	81
Forcible Rape	12	12	21	16	16	17	19	17	18	28	15	17	208
Robbery	39	32	25	32	50	38	35	37	27	37	42	33	427
Aggravated Assault	269	247	221	236	280	249	277	291	254	250	182	214	2970
Violent Crime	326	297	271	297	353	310	337	349	308	324	244	270	3686
Burglary/B & E	195	135	143	183	159	152	169	193	133	179	132	126	1899
Larceny	611	565	647	648	717	687	657	725	693	699	595	627	7871
Stolen Vehicle	111	100	76	74	94	74	87	86	82	86	102	78	1050
Property Crime	917	800	866	905	970	913	913	1004	908	964	829	831	10820
TOTAL	1243	1097	1137	1202	1323	1223	1250	1353	1216	1288	1073	1101	14506

These figures represent the data extracted from the LRPD's Records Management System and can fluctuate from month-to-month as incidents are investigated further and possibly reclassified.

CLR

#FORWARDTOGETHER

2022

2022 Part I Offenses by Month



CLR

#FORWARDTOGETHER

2021

OFFENSE	Jan	Feb	Mar	Apr	May	Jun	Jul	Aug	Sep	Oct	Nov	Dec	TOTAL
All Homicide Offenses	5	4	3	9	5	4	10	4	7	3	6	5	65
Forcible Rape	18	19	16	20	21	15	20	17	13	10	19	10	198
Robbery	21	23	22	20	32	25	41	32	45	60	38	37	396
Aggravated Assault	219	214	251	274	351	299	344	328	273	306	250	318	3427
Violent Crime	263	260	292	323	409	343	415	381	338	379	313	370	4086
Burglary/B & E	162	149	125	121	150	146	151	214	156	170	170	219	1933
Larceny	543	531	578	608	691	589	736	736	676	703	665	690	7746
Stolen Vehicle	94	76	86	75	79	85	89	87	91	105	90	90	1047
Property Crime	799	756	789	804	920	820	976	1037	923	978	925	999	10726
TOTAL	1062	1016	1081	1127	1329	1163	1391	1418	1261	1357	1238	1369	14812

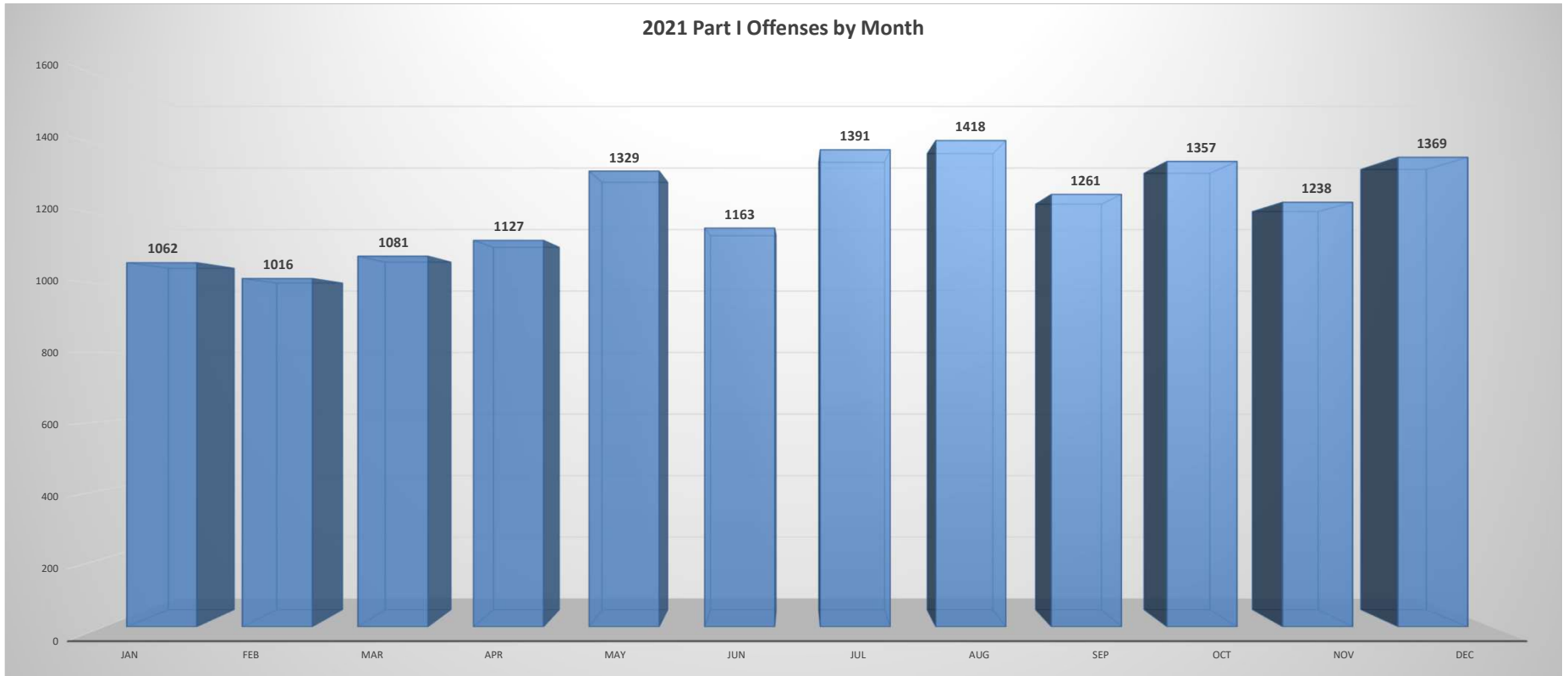
These figures represent the data extracted from the LRPD's Records Management System and can fluctuate from month-to-month as incidents are investigated further and possibly reclassified.

CLR

#FORWARDTOGETHER

2021

2021 Part I Offenses by Month



CLR
#FORWARDTOGETHER

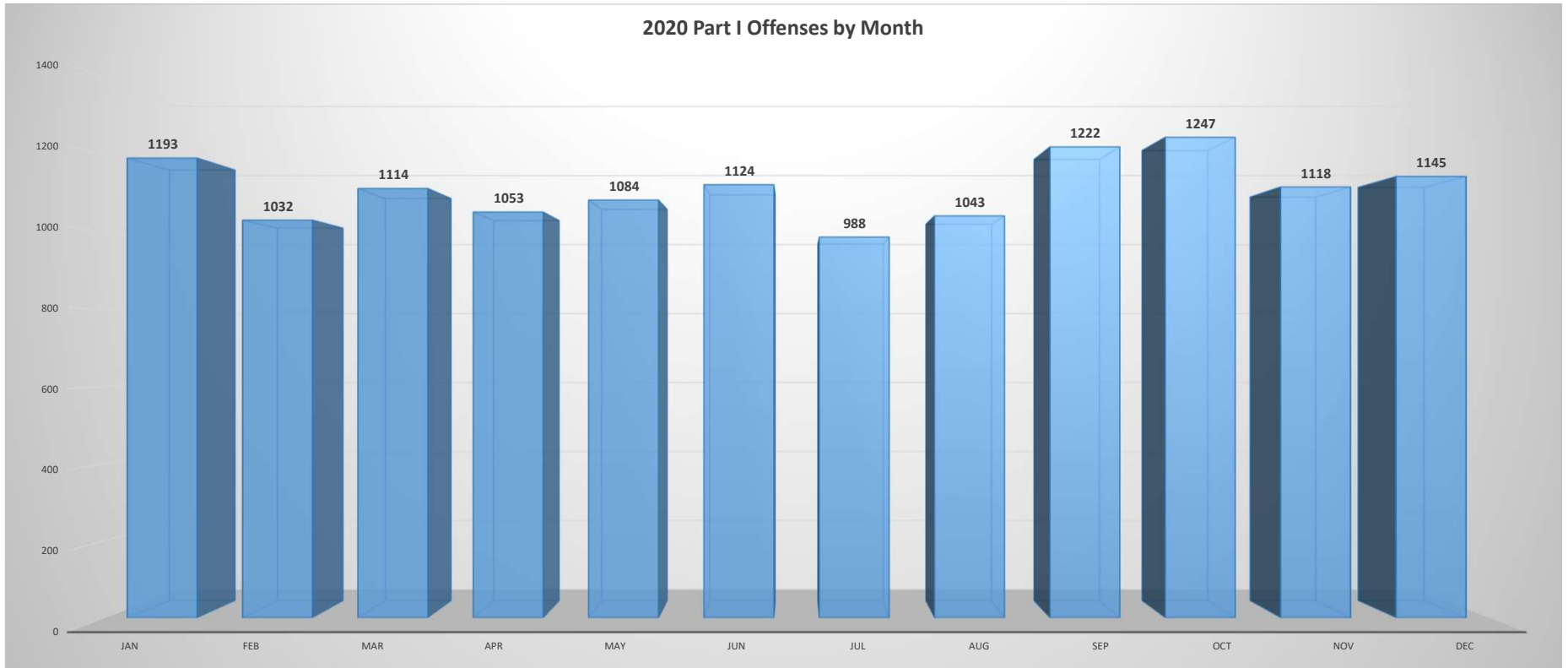
2020

OFFENSE	Jan	Feb	Mar	Apr	May	Jun	Jul	Aug	Sep	Oct	Nov	Dec	TOTAL
All Homicide Offenses	5	0	3	7	5	10	2	3	4	5	2	9	55
Forcible Rape	11	8	13	14	12	10	21	23	14	14	9	16	165
Robbery	18	23	29	36	30	43	25	31	37	32	27	39	370
Aggravated Assault	206	161	195	216	326	344	215	262	282	317	294	250	3068
Violent Crime	240	192	240	273	373	407	263	319	337	368	332	314	3658
Burglary/B & E	160	105	139	135	118	107	111	118	135	157	126	130	1541
Larceny	720	672	634	560	519	538	521	524	653	638	569	608	7156
Stolen Vehicle	72	64	100	85	75	72	91	82	97	84	90	92	1004
Property Crime	952	841	873	780	712	717	723	724	885	879	785	830	9701
TOTAL	1192	1033	1113	1053	1085	1124	986	1043	1222	1247	1117	1144	13359

These figures represent the data extracted from the LRPD's Records Management System and can fluctuate from month-to-month as incidents are investigated further and possibly reclassified.

2020

2020 Part I Offenses by Month



CLR
#FORWARDTOGETHER

2019

OFFENSE	Jan	Feb	Mar	Apr	May	Jun	Jul	Aug	Sep	Oct	Nov	Dec	TOTAL
All Homicide Offenses	9	3	2	2	2	4	4	5	7	0	4	1	43
Forcible Rape	17	14	21	17	15	17	12	8	22	22	9	17	191
Robbery	28	37	26	20	32	33	31	34	34	39	45	37	396
Aggravated Assault	195	135	175	244	229	213	253	208	211	139	219	164	2385
Violent Crime	249	189	224	283	278	267	300	255	274	200	277	219	3015
Burglary/B & E	122	106	117	135	170	165	156	174	181	144	156	151	1777
Larceny	717	626	717	669	794	756	808	876	824	900	830	895	9412
Stolen Vehicle	90	66	85	69	87	87	79	84	112	84	98	94	1035
Property Crime	929	798	919	873	1051	1008	1043	1134	1117	1128	1084	1140	12224
TOTAL	1178	987	1143	1156	1329	1275	1343	1389	1391	1328	1361	1359	15239

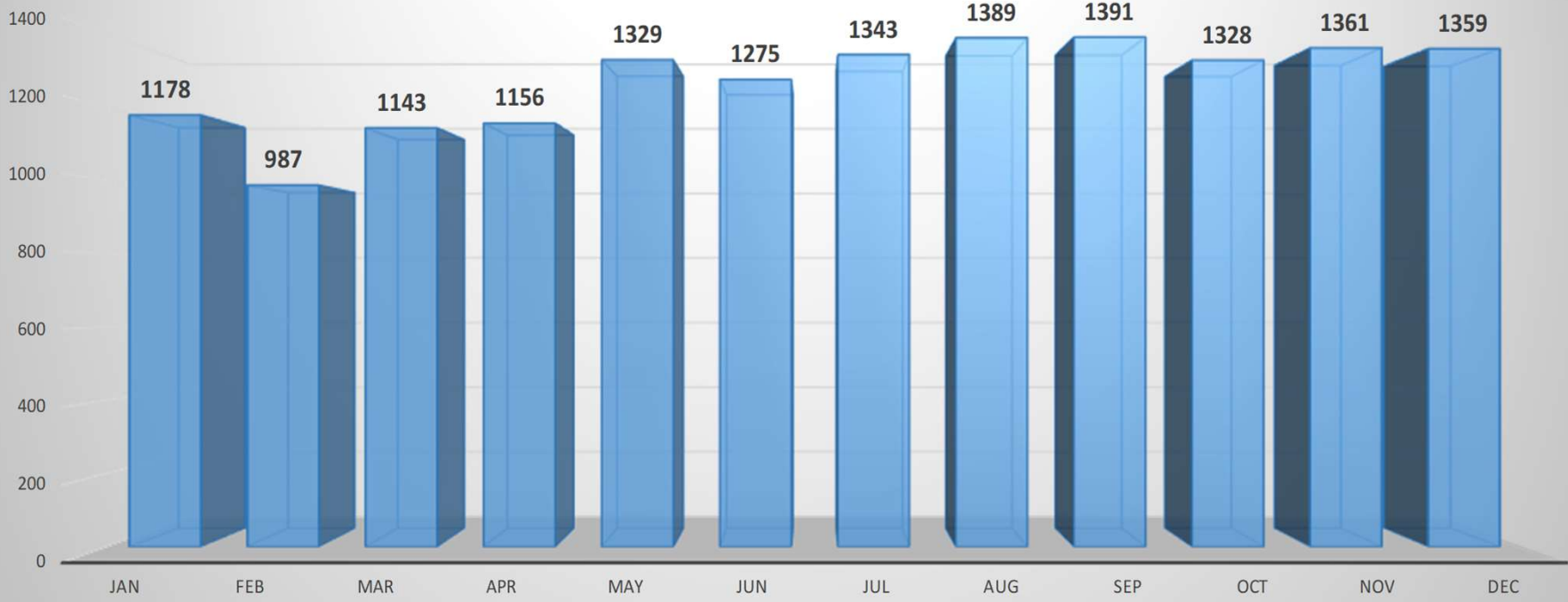
These figures represent the data extracted from the LRPD's Records Management System and can fluctuate from month-to-month as incidents are investigated further and possibly reclassified.

CLR

#FORWARDTOGETHER

2019

2019 Part I Offenses by Month



CLR

#FORWARDTOGETHER

2018

OFFENSE	Jan	Feb	Mar	Apr	May	Jun	Jul	Aug	Sep	Oct	Nov	Dec	TOTAL
All Homicide Offenses	3	2	7	3	4	2	2	2	3	1	10	3	42
Forcible Rape	15	14	18	22	12	27	13	14	14	17	12	13	191
Robbery	31	19	24	16	30	26	27	40	46	30	39	37	365
Aggravated Assault	189	112	176	184	200	168	211	226	231	203	184	164	2248
Violent Crime	238	147	225	225	246	223	253	282	294	251	245	217	2846
Burglary/B & E	169	153	132	146	172	172	198	172	190	171	168	115	1958
Larceny	762	642	720	740	905	889	845	999	874	940	845	774	9935
Stolen Vehicle	77	78	60	80	102	113	75	111	99	108	100	98	1101
Property Crime	1008	873	912	966	1179	1174	1118	1282	1163	1219	1113	987	12994
TOTAL	1246	1020	1137	1191	1425	1397	1371	1564	1457	1470	1358	1204	15840

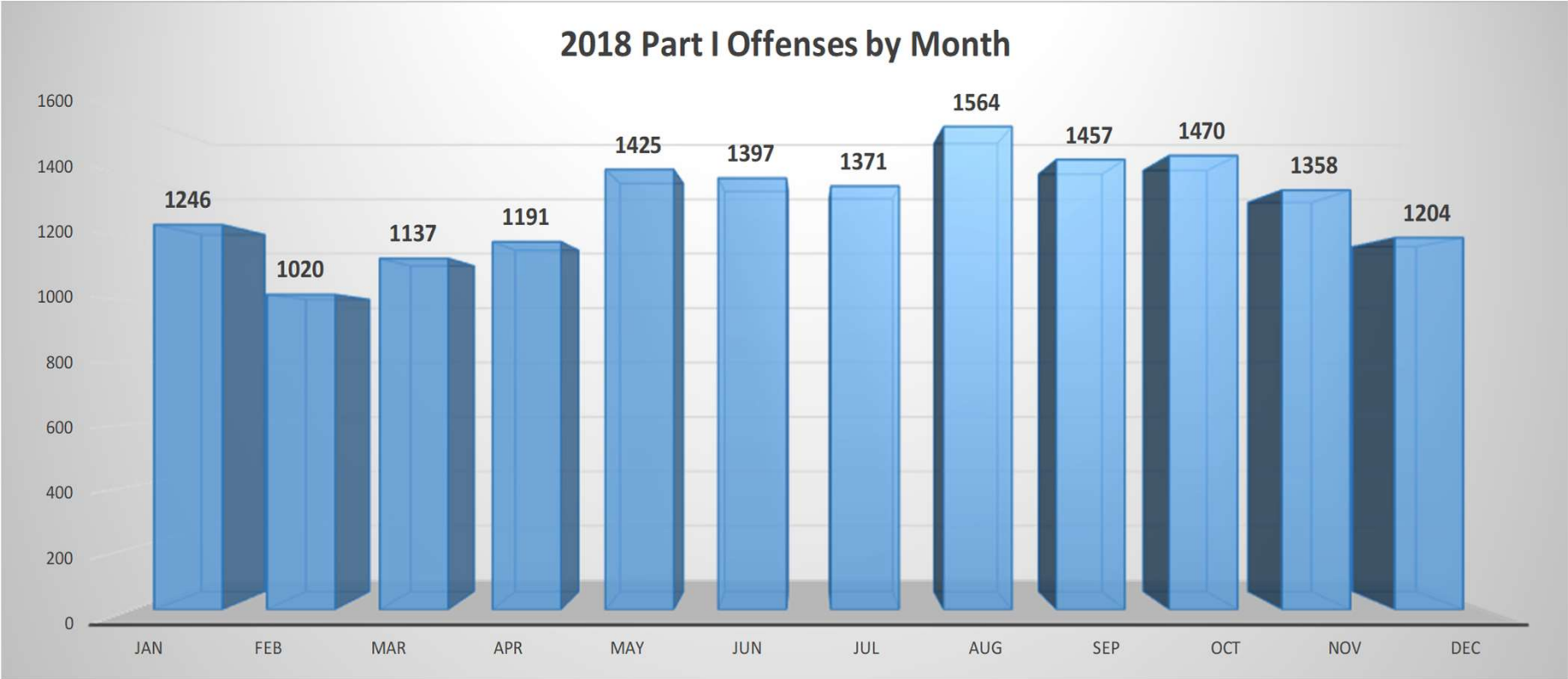
These figures represent the data extracted from the LRPD's Records Management System and can fluctuate from month-to-month as incidents are investigated further and possibly reclassified.

CLR

#FORWARDTOGETHER

2018

2018 Part I Offenses by Month



CLR

#FORWARDTOGETHER

2017

OFFENSE	Jan	Feb	Mar	Apr	May	Jun	Jul	Aug	Sep	Oct	Nov	Dec	TOTAL
All Homicide Offenses	3	3	7	3	7	0	10	8	0	4	2	5	52
Forcible Rape	14	10	15	16	12	21	13	16	8	9	17	15	166
Robbery	55	35	29	45	45	46	36	52	27	32	44	53	499
Aggravated Assault	231	179	235	267	217	267	227	200	183	197	190	166	2559
Violent Crime	303	227	286	331	281	334	286	276	218	242	253	239	3276
Burglary/B & E	173	219	170	200	222	222	211	195	156	198	169	178	2313
Larceny	858	794	822	775	950	960	1023	973	813	902	773	805	10448
Stolen Vehicle	119	91	93	97	91	102	111	90	82	82	85	62	1105
Property Crime	1150	1104	1085	1072	1263	1284	1345	1258	1051	1182	1027	1045	13866
TOTAL	1453	1331	1371	1403	1544	1618	1631	1534	1269	1424	1280	1284	17142

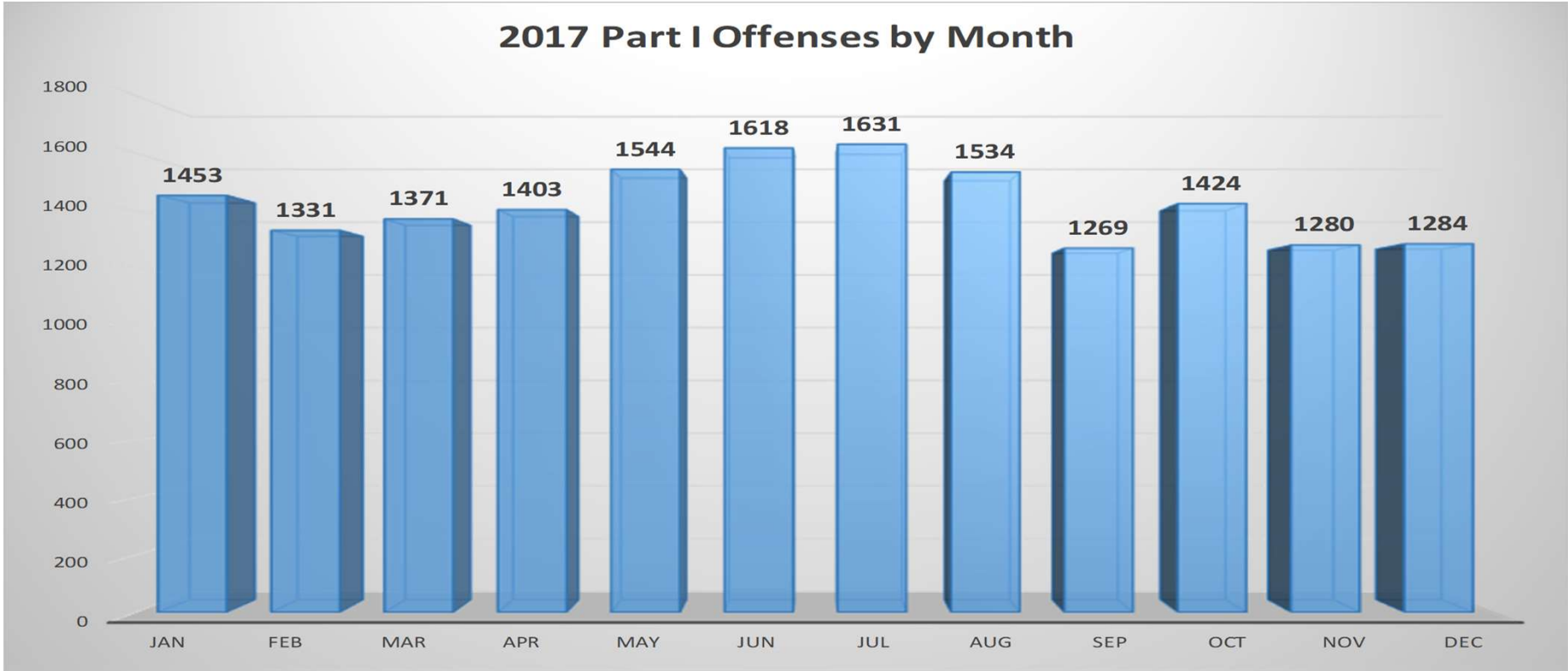
These figures represent the data extracted from the LRPD's Records Management System and can fluctuate from month-to-month as incidents are investigated further and possibly reclassified.

CLR

#FORWARDTOGETHER

2017

2017 Part I Offenses by Month



CLR
#FORWARDTOGETHER

2016

OFFENSE	Jan	Feb	Mar	Apr	May	Jun	Jul	Aug	Sep	Oct	Nov	Dec	TOTAL
All Homicide Offenses	5	2	0	3	2	4	2	3	7	2	8	4	42
Forcible Rape	14	11	15	9	12	9	15	11	12	19	7	9	143
Robbery	64	39	46	36	72	51	64	49	42	73	75	48	659
Aggravated Assault	219	146	179	151	159	184	205	187	158	195	211	230	2224
Violent Crime	302	198	240	199	245	248	286	250	219	289	301	291	3068
Burglary/B & E	166	134	152	136	196	192	191	220	191	182	224	241	2225
Larceny	810	748	818	846	929	895	999	966	833	910	823	838	10415
Stolen Vehicle	111	78	86	94	78	111	98	115	90	110	89	97	1157
Property Crime	1087	960	1056	1076	1203	1198	1288	1301	1114	1202	1136	1176	13797
TOTAL	1389	1158	1296	1275	1448	1446	1574	1551	1333	1491	1437	1467	16865

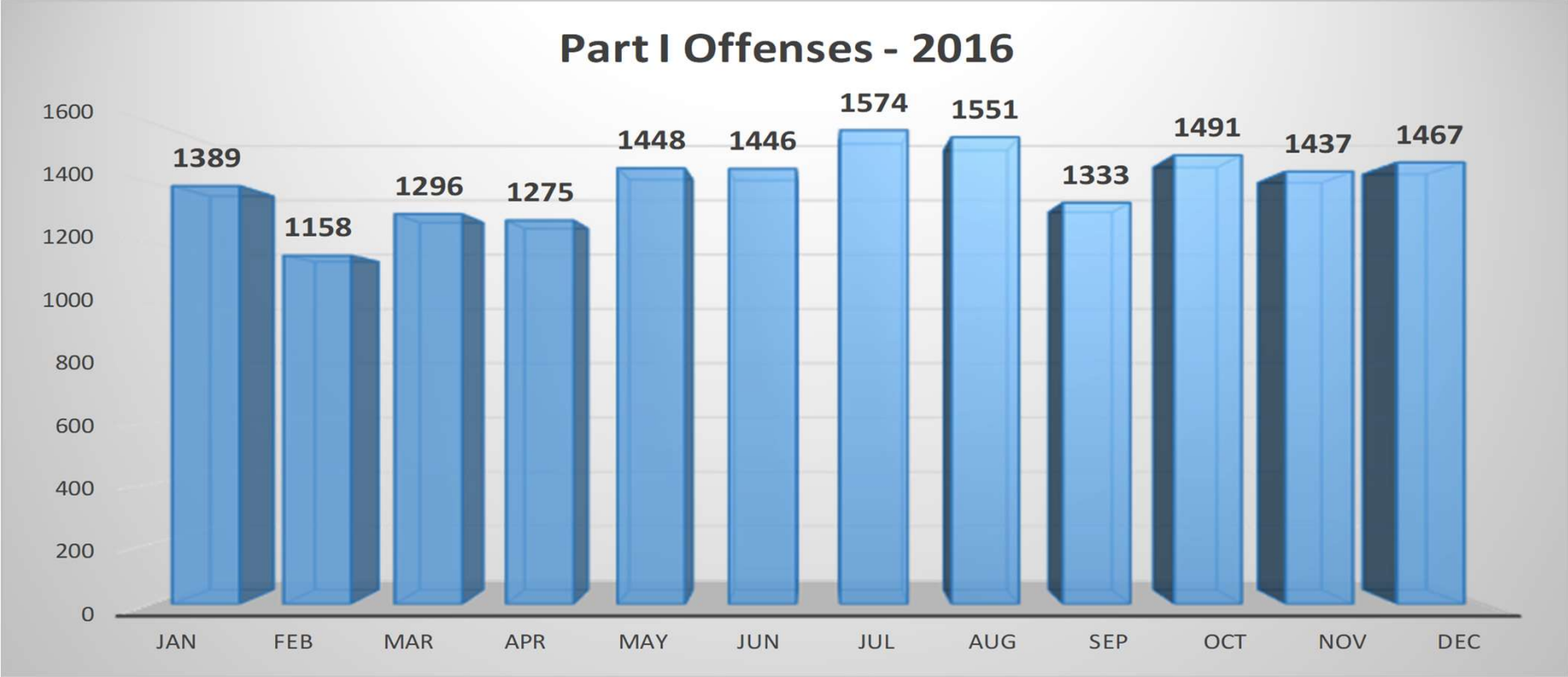
These figures represent the data extracted from the LRPD's Records Management System and can fluctuate from month-to-month as incidents are investigated further and possibly reclassified.

CLR

#FORWARDTOGETHER

2016

Part I Offenses - 2016



CLR

#FORWARDTOGETHER

2015

OFFENSE	Jan	Feb	Mar	Apr	May	Jun	Jul	Aug	Sep	Oct	Nov	Dec	TOTAL
All Homicide Offenses	2	3	0	5	1	2	4	2	4	0	4	3	30
Forcible Rape	11	7	10	10	21	11	13	20	15	20	9	13	160
Robbery	83	43	45	26	65	50	63	65	68	64	55	52	679
Aggravated Assault	108	86	119	106	202	160	193	234	256	190	160	191	2005
Violent Crime	204	139	174	147	289	223	273	321	343	274	228	259	2874
Burglary/B & E	261	156	176	116	185	175	188	215	199	226	198	189	2284
Larceny	798	604	718	541	1008	1025	1078	1059	901	921	850	878	10381
Stolen Vehicle	62	60	70	67	46	60	64	81	88	90	80	78	846
Property Crime	1121	820	964	724	1239	1260	1330	1355	1188	1237	1128	1145	13511
TOTAL	1325	959	1138	871	1528	1483	1603	1676	1531	1511	1356	1404	16385

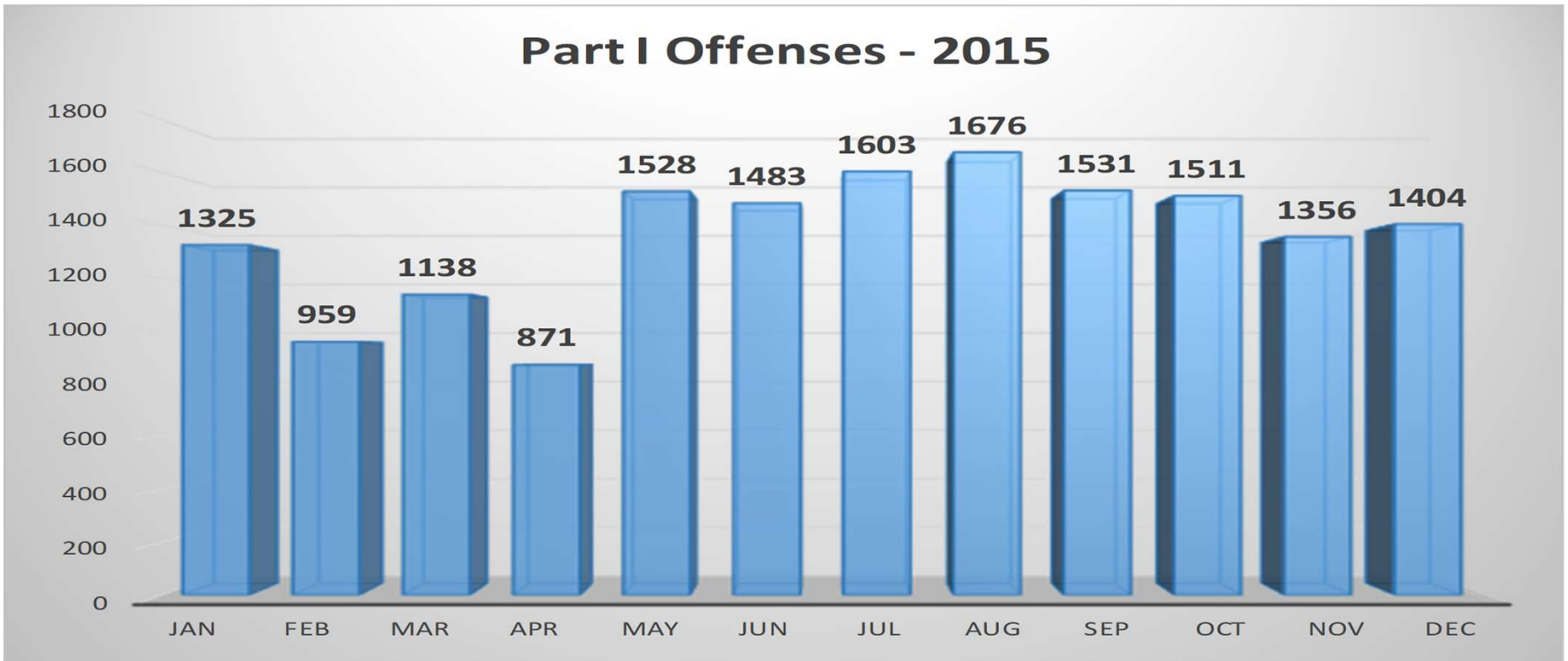
These figures represent the data extracted from the LRPD's Records Management System and can fluctuate from month-to-month as incidents are investigated further and possibly reclassified.

CLR

#FORWARDTOGETHER

2015

Part I Offenses - 2015



CLR

#FORWARDTOGETHER

2014

OFFENSE	Jan	Feb	Mar	Apr	May	Jun	Jul	Aug	Sep	Oct	Nov	Dec	TOTAL
All Homicide Offenses	6	4	1	11	3	3	2	3	0	5	2	4	44
Forcible Rape	8	9	9	11	13	15	12	15	16	12	7	6	133
Robbery	66	68	62	61	59	48	62	63	60	70	47	75	741
Aggravated Assault	137	108	201	126	154	216	194	172	149	187	144	146	1934
Violent Crime	217	189	273	209	229	282	270	253	225	274	200	231	2852
Burglary/B & E	205	159	223	184	208	166	196	199	223	253	224	230	2470
Larceny	843	698	769	872	858	871	969	938	906	859	774	867	10224
Stolen Vehicle	63	49	60	84	81	80	59	75	76	87	94	79	887
Property Crime	1111	906	1052	1140	1147	1117	1224	1212	1205	1199	1092	1176	13581
TOTAL	1328	1095	1325	1349	1376	1399	1494	1465	1430	1473	1292	1407	16433

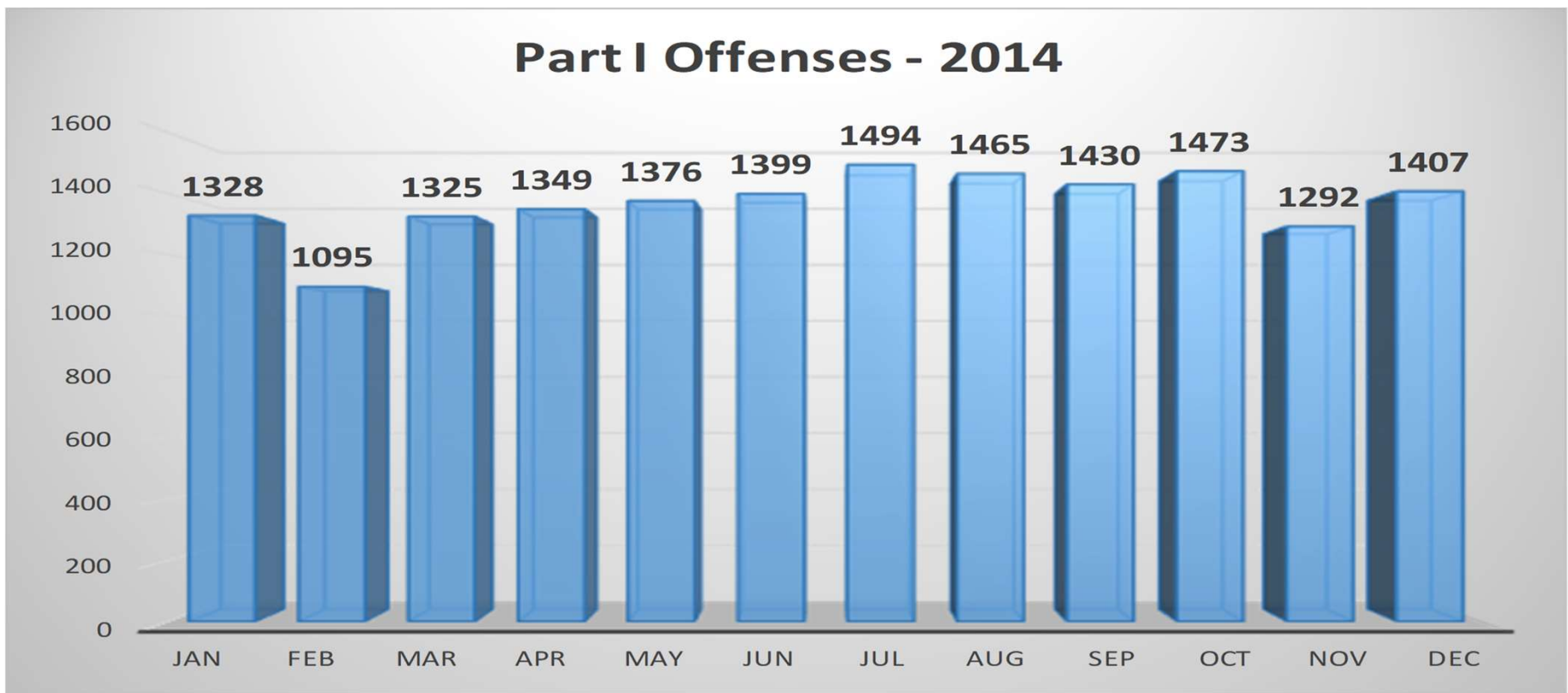
These figures represent the data extracted from the LRPD's Records Management System and can fluctuate from month-to-month as incidents are investigated further and possibly reclassified.

CLR

#FORWARDTOGETHER

2014

Part I Offenses - 2014



CLR

#FORWARDTOGETHER