

WEEKLY CRIME STATS

Week Ending May 6 2024

Little Rock Police Department



CLR

#FORWARDTOGETHER

Part I Offense Comparison Citywide

Jan 1 - May 6 2024 v 2023

PART I INCIDENT	TOTAL		2023 v 2023	Last 5 Years		2024 by Division			
	2024	2023	% change	Avg.	% change	12th ST	NW	SW	RM
All Homicide Offenses	13	17	-24%	21	-37%	8	1	4	0
Forcible Rape	59	57	4%	62	-5%	22	21	16	0
Robbery	118	148	-20%	120	-2%	31	27	57	3
Aggravated Assault	922	930	-1%	928	-1%	302	220	382	18
Violent Crime	1112	1152	-3%	1131	-2%	363	269	459	21
Burglary/B & E	571	559	2%	581	-2%	154	205	207	5
Larceny/Theft	2483	2532	-2%	2618	-5%	550	1156	742	35
Motor Vehicle Theft	322	338	-5%	343	-6%	86	127	108	1
Property Crime	3376	3429	-2%	3542	-5%	790	1488	1057	41
TOTAL	4488	4581	-2%	4673	-4%	1153	1757	1516	62
Percentage of Total YTD - by Division						26%	39%	34%	1%

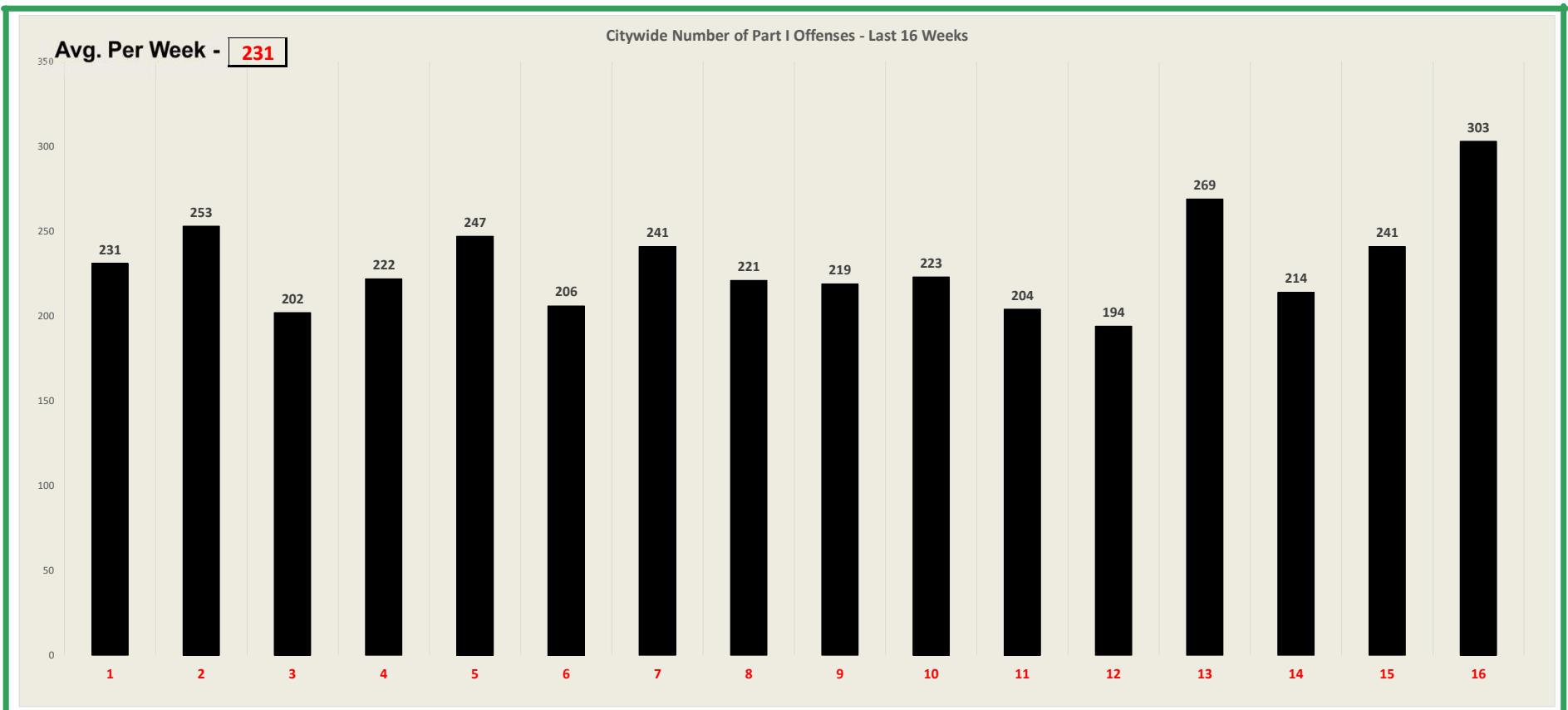
These figures are based on offenses reported to LRPD and are retrieved from the Department's Records Management System.

The figures may include some offenses that could be reclassified after further investigation.

This chart includes all homicide offenses – including justifiable and negligent homicide – even though those aren't Part I Offenses for FBI reporting purposes.

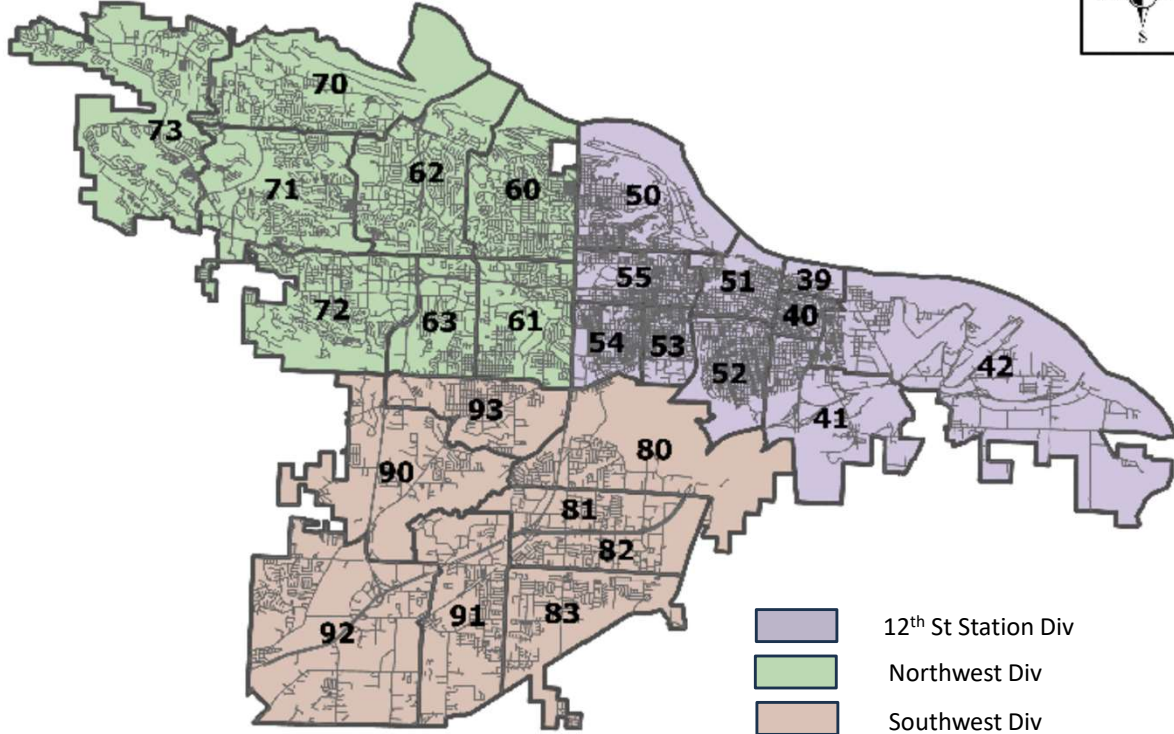
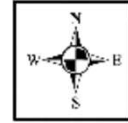
CLR

#FORWARDTOGETHER

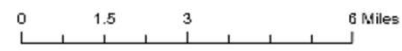


CLR
#FORWARDTOGETHER

City Of Little Rock



- 12th St Station Div
- Northwest Div
- Southwest Div



Map date: July 18 2023

CLR

#FORWARDTOGETHER

Part I Offense Comparison - 12th St. Station Division

Jan 1 - May 6 2024 v 2023

PART I INCIDENT	12th ST		2024 v 2023	Last 5 Years											
	2024	2023	% change	Avg.	% change	40	41	42	50	51	52	53	54	55	
All Homicide Offenses	8	9	-11%	10	-17%	0	1	2	0	0	2	0	2	1	
Forcible Rape	22	20	10%	25	-12%	0	2	0	2	3	2	2	5	6	
Robbery	31	51	-39%	46	-33%	3	3	5	0	0	5	7	5	3	
Aggravated Assault	302	283	7%	336	-10%	14	16	25	9	20	63	30	81	44	
Violent Crime	363	363	0%	416	-13%	17	22	32	11	23	72	39	93	54	
				VC% by district		5%	6%	9%	3%	6%	20%	11%	26%	15%	
Burglary/B & E	154	168	-8%	173	-11%	10	10	11	18	10	28	18	34	15	
Larceny/Theft	550	648	-15%	782	-30%	66	52	47	80	67	62	52	52	72	
Motor Vehicle Theft	86	99	-13%	118	-27%	8	5	24	11	5	9	5	8	11	
Property Crime	790	915	-14%	1072	-26%	84	67	82	109	82	99	75	94	98	
				PC% by district		11%	8%	10%	14%	10%	13%	9%	12%	12%	
TOTAL	1153	1278	-10%	1488	-23%	101	89	114	120	105	171	114	187	152	
				TC% by district		9%	8%	10%	10%	9%	15%	10%	16%	13%	

These figures are based on offenses reported to LRPD and are retrieved from the Department's Records Management System.

The figures may include some offenses that could be reclassified after further investigation.

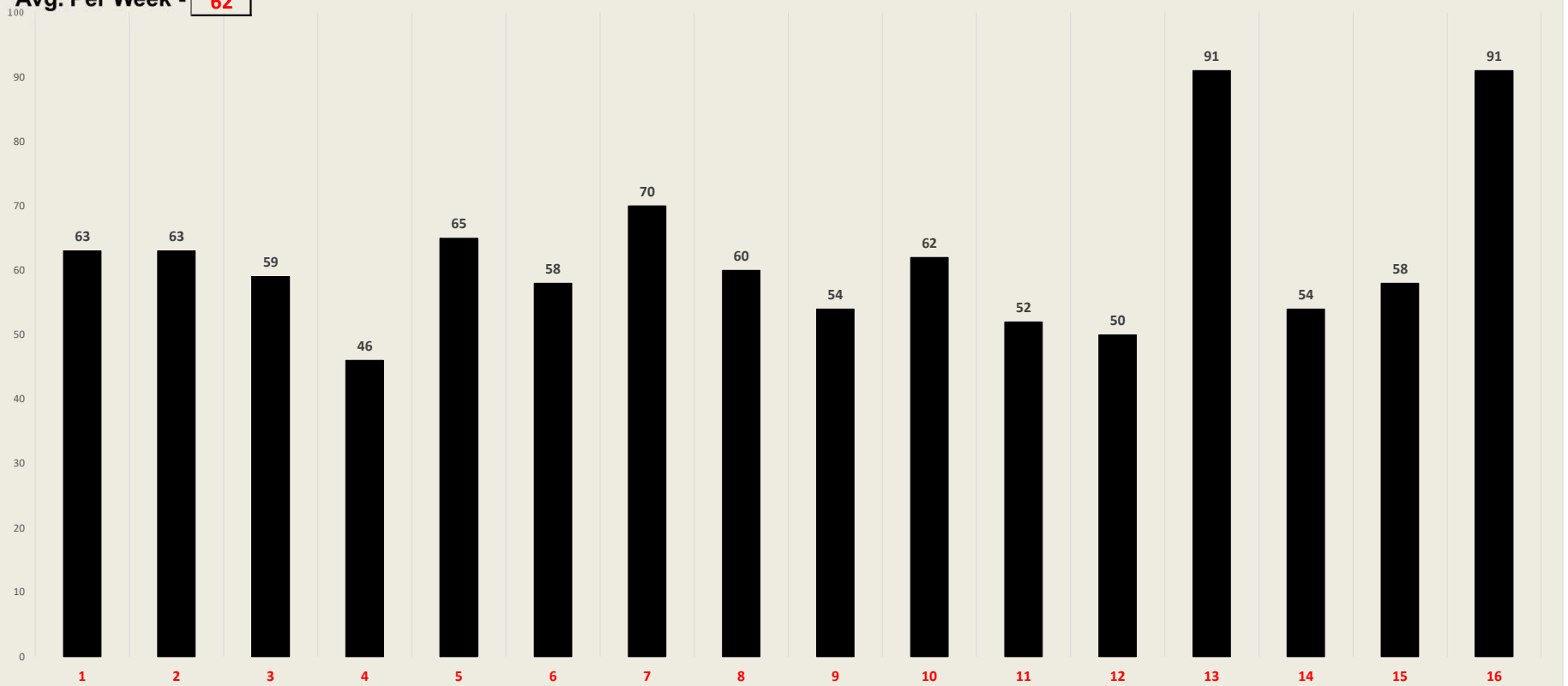
This chart includes all homicide offenses – including justifiable and negligent homicide – even though those aren't Part I Offenses for FBI reporting purposes.

CLR

#FORWARDTOGETHER

Avg. Per Week - 62

12th St. Station Division Number of Part I Offenses - Last 16 Weeks



CLR
#FORWARDTOGETHER

Part I Offense Comparison - Northwest

Jan 1 - May 6 2024 v 2023

PART I INCIDENT	NW		2024 v 2023	Last 5 Years		YTD 2024 - BY DISTRICT							
	2024	2023	% change	Avg.	% change	60	61	62	63	70	71	72	73
All Homicide Offenses	1	4	-75%	5	-81%	1	0	0	0	0	0	0	0
Forcible Rape	21	16	31%	17	21%	1	4	5	4	1	0	5	1
Robbery	27	34	-21%	31	-13%	3	7	5	6	1	1	4	0
Aggravated Assault	220	237	-7%	243	-10%	33	69	41	42	7	9	14	5
Violent Crime	269	291	-8%	297	-9%	38	80	51	52	9	10	23	6
VC% by district						14%	30%	19%	19%	3%	4%	9%	2%
Burglary/B & E	205	202	1%	190	8%	27	38	61	23	11	15	22	8
Larceny/Theft	1156	1074	8%	1121	3%	79	184	222	181	43	143	261	43
Motor Vehicle Theft	127	106	20%	106	20%	17	28	37	14	1	10	15	5
Property Crime	1488	1382	8%	1417	5%	123	250	320	218	55	168	298	56
PC% by district						8%	17%	22%	15%	4%	11%	20%	4%
TOTAL	1757	1673	5%	1714	3%	161	330	371	270	64	178	321	62
TC% by district						9%	19%	21%	15%	4%	10%	18%	4%

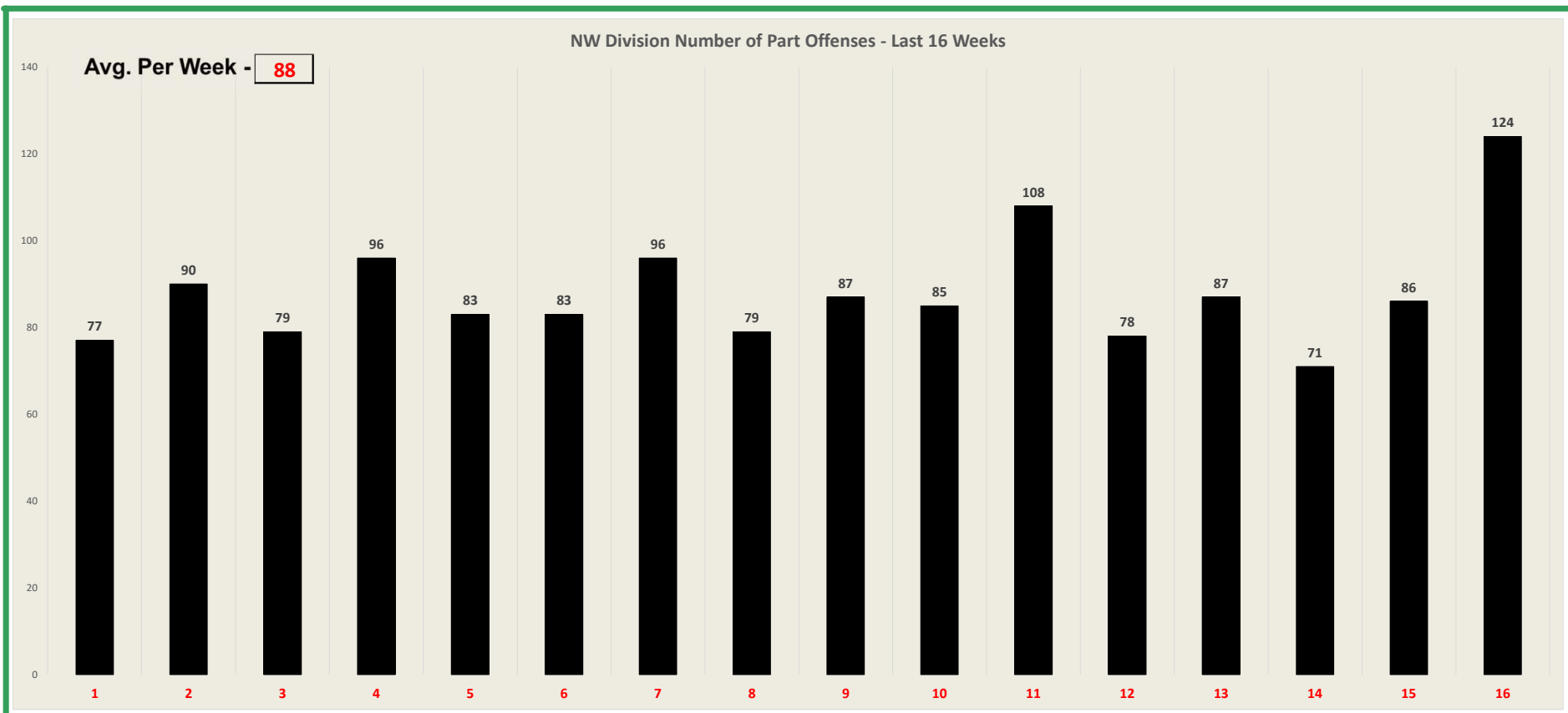
These figures are based on offenses reported to LRPD and are retrieved from the Department's Records Management System.

The figures may include some offenses that could be reclassified after further investigation.

This chart includes all homicide offenses – including justifiable and negligent homicide – even though those aren't Part I Offenses for FBI reporting purposes.

CLR

#FORWARDTOGETHER



CLR
#FORWARDTOGETHER

Part I Offense Comparison - Southwest

Jan 1 - May 6 2024 v 2023

PART I INCIDENT	SW		2024 v 2023	Last 5 Years		YTD 2024 - BY DISTRICT							
	2024	2023	% change	Avg.	% change	80	81	82	83	90	91	92	93
All Homicide Offenses	4	4	0%	6	-29%	0	1	0	0	0	0	2	1
Forcible Rape	16	21	-24%	20	-20%	3	1	1	4	0	3	4	0
Robbery	57	59	-3%	43	34%	9	9	11	5	4	4	9	6
Aggravated Assault	382	404	-5%	349	9%	63	68	66	52	13	45	43	32
Violent Crime	459	488	-6%	417	10%	75	79	78	61	17	52	58	39
VC% by district						16%	17%	17%	13%	4%	11%	13%	8%
Burglary/B & E	207	188	10%	219	-5%	26	30	38	29	10	34	19	21
Larceny/Theft	742	753	-1%	715	4%	93	73	86	93	33	167	143	54
Motor Vehicle Theft	108	129	-16%	120	-10%	15	11	19	11	8	18	19	7
Property Crime	1057	1070	-1%	1054	0%	134	114	143	133	51	219	181	82
PC% by district						13%	11%	14%	13%	5%	21%	17%	8%
TOTAL	1516	1558	-3%	1471	3%	209	193	221	194	68	271	239	121
TC% by district						14%	13%	15%	13%	4%	18%	16%	8%

These figures are based on offenses reported to LRPD and are retrieved from the Department's Records Management System.

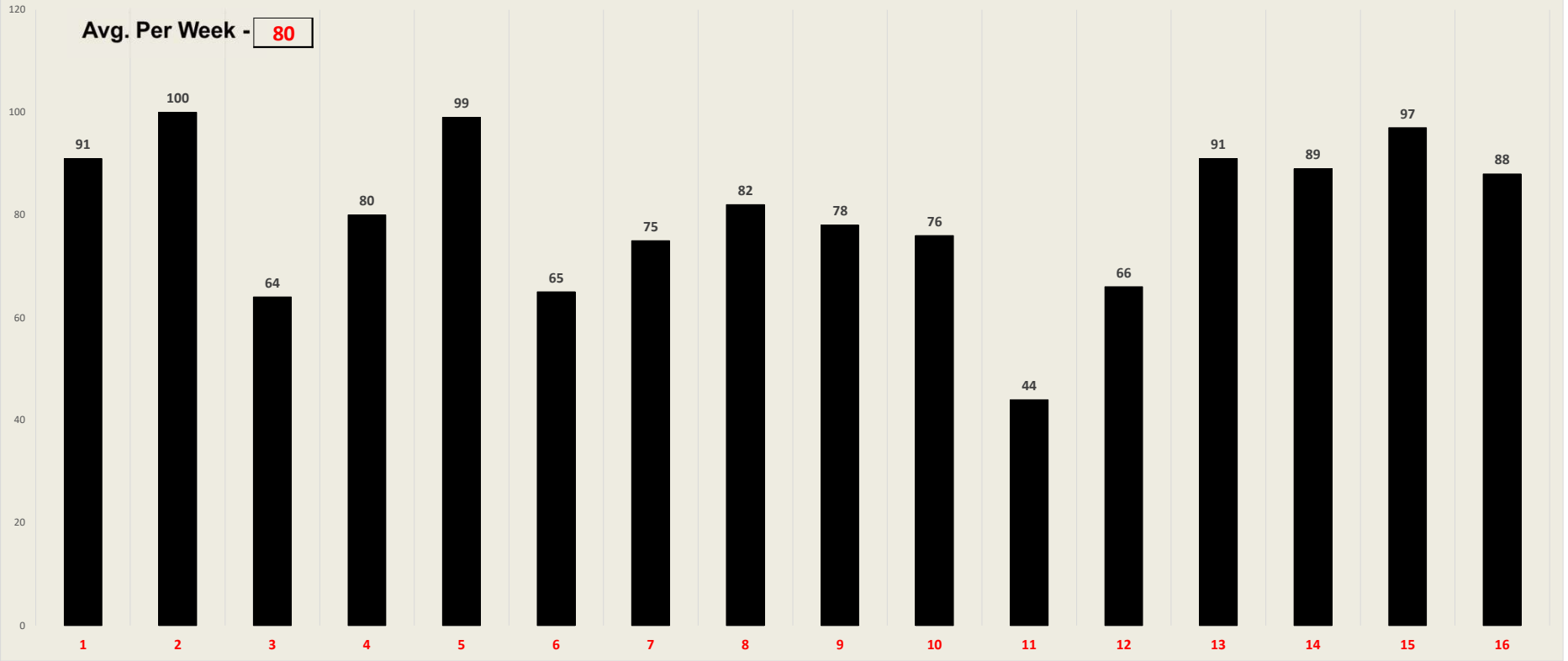
The figures may include some offenses that could be reclassified after further investigation.

This chart includes all homicide offenses – including justifiable and negligent homicide – even though those aren't Part I Offenses for FBI reporting purposes.

CLR

#FORWARDTOGETHER

SW Division Number of Part I Offenses - Last 16 Weeks



CLR
#FORWARDTOGETHER

**Part I Offense Comparison -
Special Operations Division -
River Market**

Jan 1 - May 6 2024 v 2023

PART I INCIDENT	RM		2024 v 2023
	2024	2023	% change
All Homicide Offenses	0	0	NC
Forcible Rape	0	0	NA
Robbery	3	4	-25%
Aggravated Assault	18	6	200%
Violent Crime	21	10	110%
Burglary/B & E	5	1	400%
Larceny/Theft	35	57	-39%
Motor Vehicle Theft	1	4	-75%
Property Crime	41	62	-34%
TOTAL	62	72	-14%

CLR

#FORWARDTOGETHER